

# TIMS DICOM System

VFSS & FEES recording & reviewing in high definition at 30fps.

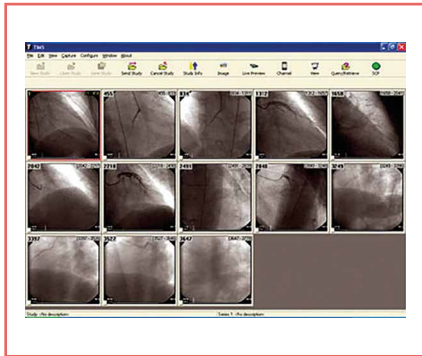
The TIMS recording solution has been designed for speech pathology to simplify the video capture and archiving of your VFSS / FEES sequences. You can view your acquired images in full High Definition (HD) and edit out any extraneous images or streams that you do not want to archive. This means control is placed back in your hands to make the decision on what information is sent to PACS for archiving. TIMS also allows you to make these edits in the comfort of your own office using the TDRS software.

**The all-in-one solution.**



exclusive distributor

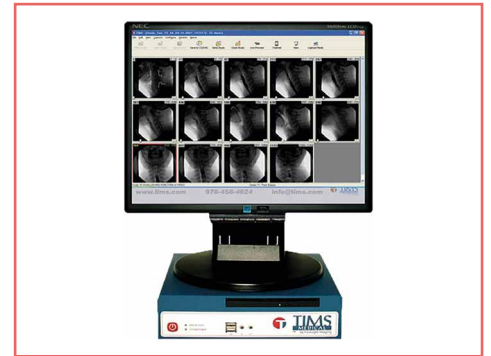
# TIMS DICOM System



Review and edit. TIMS allows you to review and edit your studies before sending to PACS.



The TIMS DICOM System is a small footprint computer specifically configured to run the TIMS DICOM System.




Based on a Windows computer workstation.

TDRS is a software-only version of the TIMS system (no video acquisition hardware). TDRS can be installed on any Windows computer in the speech pathology office, or any other hospital location. This allows for the fluoroscopy suite to be freed up so speech pathologists can edit, annotate and analyse the study free from another location outside the suite.

With over 4500 systems installed worldwide, TIMS Medical has worked extensively with speech pathologists and radiologists to optimise workflows and make the recording, review, and analysis of VFSS and FEES studies more efficient. The result is customisable workflows from the extremely simple to the power user, and everything in between.

## Features & benefits:

- Record Studies in HD at 30fps
- Send studies immediately to your speech office, for collaborative review
- Full editing suite and capacity to send all or part of the study to PACS
- Teaching hospital friendly: De-identify studies, telestrate and save to video clips
- Objective quantitative measures – includes timer, length, angle measurements for reporting
- Conversion of any digital image or stream (JPG, BMP, PNG, AVI) to DICOM
- Export of any study, series, or image as DICOM, AVI, and JPG for integration with reports and presentations
- Integration of any medical video and image into PACS
- Significantly less storage space on PACS required due to review and edit function
- Improved workflow and economy of time



Standard configuration at hospitals discretion.

For further information and a demonstration, contact **InLine** at [info@inline.com.au](mailto:info@inline.com.au)

1300 033 733

[inline.com.au/mbs](http://inline.com.au/mbs)

